



# Aptucxet Garden Club of Bourne

## "Go Green - Plant Bourne"

October 2024



*"Every leaf speaks bliss to me,  
fluttering from the autumn tree."*

*Emily Bronte'*

### **Aptucxet Garden Club Meeting**

**Sep 09, 2024**

### **Fragrant and Peony Gardens**

Donelle is a Master Gardener of 10 years and specializes in Garden design. Her presentation was very informative with fabulous pictures! What a treat. She discussed the Fragrant Garden with an added presentation on Peonies.

The Fragrant Garden presentation covered a host of plants that offered amazing fragrances with specifics, where to plant, how to plant, pros/cons, and special care for each variety that was showcased. Donelle also provided alternatives for the members of specific varieties in some cases re: the "Edith Bogue" Southern Magnolia that can grow to 60 feet tall! The Dwarf Magnolia's only grow to 20 feet tall and have other attributes that might make them more acceptable to plant in our gardens. She gave standard favorites for consideration. Additionally, we were able to view pictures of her fabulous gardens.

The Peony presentation allowed our membership to learn about three types of peonies. Herbaceous also known as bush peonies, Itoh (Intersectional) peonies that are a graft of herbaceous and tree peonies, and Tree Peonies. We learned the how, when, and where of these three types with general planting requirements with an emphasis on how depth requirements, bloom types noting the type of peony that they are seen in, some that are fragrant, all with lovely pictures and names for our enjoyment.

To wrap up her presentation was a question/answer session with note of the 2025 Hydrangea Tour July 20-25, 2025.

As a newcomer in this club and I am always amazed at the level of information, expertise and beauty of the many variety and species that are discussed during our meetings. I am a grateful learner and look forward to the many offerings that are provided.

Submitted by Diane Conroy



Fragrant Peony and Gardenia



Linda Wagner did a presentation of her

Artistic Floral Design: **Pot et Fleur**

**Harvest Moon Theme**

Design: includes two to three potted plants and cut flowers.

Three plants used in the design included an Orchid which represented the moon, Persian Shield, and Fern

Cut flowers from Coonamessett Farm.

Thank you Linda!

FLORAL DESIGN BY LINDA WAGNER

Looking Ahead – AGC Month Events

**October 9, 2024, Day Meeting – 12:00 -- Bourne United Methodist Church**  
**Beginners Guide to Growing Hydrangeas – Linda Coven, owner of Strictly Hydrangeas and**  
**past President of Cape Cod Hydrangea Society will share her years of knowledge about**  
**interesting facts, care and pruning, hydrangeas.**

-----

**October 16, 2024, Evening Meeting – 5:30 – Bourne United Methodist Church**  
**Long Lasting Fall Arrangement Workshop. Members Only meeting where Anna will teach**  
**us to make a fall arrangement in a sugar pumpkin. \*\*\*See details below\*\***

-----

**Garden Therapy at Bourne Manor – Wednesday, October 16<sup>th</sup> at 10:30 am**

-----

**Garden Therapy at Cape Cod Senior Residences – Wednesday, October 16<sup>th</sup> at 3:00 pm**

-----

**Important information for October 16, 2024, meeting:**

The program for the evening meeting on Wednesday, October 16, 2024, will be a Long-Lasting Fall Arrangement Workshop with Anna Holmes. This workshop is for members only. Signup sheets for the workshop were available at the September meetings. If you did not attend the September meetings, or if you missed the signup sheet and would like to participate, contact Laverne Newman by October 7, 2024.

Phone/Text: (508) 564 0547 or email: lnewman26@comcast.net

Participants will create a dried arrangement in a sugar pumpkin using flowers, pods, filler, vines and other fall dried items. You will be able to transition your design from the pumpkin to another container to be able to use your creation for Thanksgiving. This will be a fun, relaxing workshop loaded with design tips.

There is no fee to participate in this workshop, and the dried materials will be provided, however, each participant will need to bring the following:

- A sugar pumpkin, no wider than 8", any shape, hollowed out, a hole cut in the top (save the top and stem of the pumpkin, if the stem falls off, save it).
- A 16 oz plastic container that will fit inside the pumpkin. The hole in the top of the pumpkin should be the size of the plastic container.
- A pair of clippers.

## Aptucxet Garden Club Meeting – Sept. 18 ,2024-

### How to Create Your Very Own Homegrown National Park

Our guest speaker, Neal Sanders, humorously regaled us with the “true story of how two people came to create an astonishing garden, lived to tell about it, and are still married”. Over time their experiences included adventures in careers, multiple moves, and homes with various stages of gardens.

Betty Sanders, Neil’s wife, had grown up with gardens and gardening. She transitioned from her current occupation to taking courses in horticulture and becoming a Master Gardener. She expanded her core knowledge base with courses in Hydrology progressing into environmental landscape design.

Settling back in the Boston area, a perfect piece of land was purchased with many known challenges. The ultimate goal was to build their dream home and to keep most rainwater on the property and keep water flowing to the wetlands without contaminants. This was accomplished through use of perforated drains to carry water to the garden and wetlands, rain barrels to capture water for garden use, and no asphalt or expanses of non-perking stone. Ultimately, they created their dream home, planted their anchor trees, no grass, walkways, and surrounding native plants. Over the years the primarily native-plant garden has matured into a stunning example of how beauty, low maintenance, and environmental sustainability can go hand-in-hand resulting in the development of their own homegrown National Park.

Submitted by Diane Conroy



**BOW WORKSHOP – THE FIRST OF MANY WORKSHOPS FOR THE ANNUAL GREEN SALE. THANKS TO CAROLEE FOR HOSTING**

# Pollinator Pathways

Hello Fellow Pollinator Pathway Advocates

## How to Join Pollinator Pathway

After Debbie Webster's inspiring horticulture talk about the Pollinator Pathway at the two September AGC meetings, some members may wonder how to sign up. Just click on this link: <https://www.emailmeform.com/builder/form/0m7ck3bJc67> Enter your name and other requested details. Add photos if you wish. It's free and you do NOT need a Pollinator Pathway sign to list your garden!

If you want to see other garden locations, below is a link to the Pathway map. (The site warns that it takes a bit of time to load):

<https://www.google.com/maps/d/u/0/viewer?ll=41.69929201446066%2C-70.54247117233665&z=12&mid=1mmXjt9H0GSSH0m7ovQQu38moAUJPgClx>

Notice that Bourne locations are not as dense as elsewhere on Cape Cod:

Buzzards Bay	1
Sagamore Beach	2
Bourne Village	1
Monument Beach	2
Pocasset	3
Cataumet	2
<b>TOTAL</b>	<b>11</b>

Let's change that!

Google Maps routinely includes photos of each property, if you click on the Pathway icon on each location.


SUBMITTED BY CHERYL KEOWN



Join the Pollinator Pathway and you will receive their quarterly newsletter – “**The Buzz**”

Below please find helpful Pollinator Pathway information found in the Buzz Fall Newsletter such as Keystone Plants and Soft Landings:

Keystone plants are native plants that support a significant number of caterpillars (butterfly and moth larvae). Planting keystone plants helps build complex food webs by forming the essential foundation —native plants and insects — that provide food for other organisms, directly and indirectly



Narango, D.L., Tallamy, D.W. and Shropshire, K. J. 2020. Few keystone plant genera support the majority of Lepidoptera diversity. Nature Communications  
Access the paper here: <https://rdcu.be/caKj5>




@DLNarango  
Share your gardens!  
#plantsforwildlife

Art: Elsa Cousins

## What are Soft Landings?

Soft landings are diverse native plantings under keystone trees (or any other regionally appropriate native tree). These plantings provide critical shelter and habitat for one or more life cycle stages of moths, butterflies, and beneficial insects such as bumble bees, fireflies, lacewings, and beetles. In addition to plants, soft landings also include leaf litter, duff, and plant debris.



***Soft Landings in Action: Blue Wood Aster (Symphyotrichum cordifolium) fills the ground layer under a pine tree in the shady wildlife garden of a public park on the Pollinator Pathway.***

# Sunflower Spectacle

It was such a spectacular season for sunflowers this year. From late July through September these magnificent plants have been producing flowers, some of them over 12 inches in diameter and over 10 feet high! Each blossom has thousands of tiny florets at the center that develop into seeds. In addition to its aesthetic beauty, the sunflower has been used as a source of food, oil and dyes for hundreds of years. It is heliotropic, meaning that the flowers follow the sun from East to West to maximize photosynthesis. Once the flowers mature, they tend to face East permanently in order to attract pollinators in the morning. The sunflower is a stunning symbol of joy, hope and loyalty.

I was fortunate to visit several sunflower farms and gardens this past summer. One of the most impressive was Colby Farm in Newbury, MA. The farm hosts a Sunflower Festival for one week each year, usually late August/early September to coincide with peak bloom of their crop. A few photos are attached below. The farm is located just minutes off of Rt 95 North and parking is \$10. It is very popular so plan to arrive early. Details and dates are posted on their website, [www.colbyfarms.com](http://www.colbyfarms.com).

Closer to home, Tony Andrews Farm in East Falmouth offers U-Pick Sunflowers at their expansive fields. It's a great place for photography! The farm also offers U-Pick strawberries earlier in the season and it has a well-stocked farm stand with local fruits and vegetables. This Fall the farm will offer lots of fun activities for families including hayrides and pumpkin picking. Go to their website at [www.tonyandrews-farm.com](http://www.tonyandrews-farm.com) for more information.

Here a few photos, including one from my garden:

Submitted by Karen Cronberg







## Aptucxet Garden Club's -Next Styrofoam Collection Day

### Wednesday, November 6, Joint Day Meeting -Bourne Methodist Church

At AGC's next joint day meeting on November 6, we will be collecting CLEAN only, non-biodegradable styrofoam which includes: egg cartons, packing peanuts, styrofoam coolers, packing styrofoam and food trays and cups. There should be NO labels, stickers, paper or tape attached to the styrofoam and NO DIRTY foam. If the material does not snap when bent, then we do not accept it. Not accepted: foam eurothene, styrofoam wrapping, or pluck styrofoam. Bring your styrofoam in BAGS MARKED WITH YOUR NAME.

Thank you for doing your part!

Betsy Woodley and Kathy Sargent-O'Neil

---

#### Recycling Information:

- *Rigid plastic that is often used to package batteries, tools, toys, and other items which are typically difficult to cut ---> belong in the trash*
- Saturday, October 19, 2024 is hazardous waste collection day for Bourne. From 9 AM to 1 PM, at the Bourne Landfill.

For questions, please call the Solid Waste Division at 508-420-2258. To review a list of accepted items for disposal,

the County's website for Household Hazardous Waste at [www.loveyourlocalwater.org](http://www.loveyourlocalwater.org)

Recycle information contributed by Kathy Sargent-O'Neil and Betsy Woodley




## IMPORTANT YEARBOOK ANNOUNCEMENT

The AGC 2024-2025 yearbook lists the program for the February 12, 2025, evening joint meeting as TBD. Please update your yearbook to indicate that the program for that evening will be "Winter in the Yard". The quiet season for gardeners is anything but for the plants and animals outside. Michele Fronz Schuckel, a Master Gardener and owner of Natural Selection Gardens, will discuss the seasonal survival techniques of animals and the plants that best support them and provide four seasons of interest.

## Thanksgiving Centerpiece Workshop at the Library on November 23rd at 10:00am

The Friends of the Jonathan Bourne Library are sponsoring this workshop. Registration will start on November 1st at the Library, there is a \$15. Dollar fee. The workshop is limited to 20 participants. If you have any questions, please contact:  
Alda Barron or Judy Sheehy



WORKSHOP PHOTOS FROM 2023

## EDUCATIONAL OPPORTUNITIES

---

### **GCFM LANDSCAPE DESIGN SCHOOL SERIES 17, COURSE 2 October 29-31, 2024 via Zoom**

Enrollment is still open for Course 2 for all interested students or consultants who want to continue expanding their landscape design knowledge. For further information or to request a registration form, please contact LDS Chair, Susie MacPherson at

[Rmacpham@me.com](mailto:Rmacpham@me.com)

If a member applies for the course, the club will reimburse them.

---

### OCTOBER DESIGN WORKSHOP

given by National Garden Clubs Flower Show Judge Marcia Connors

Tuesday, October 15, 2024  
10:00 – 11:30 AM  
Saint Susanna Parish  
262 Needham Street, Dedham MA

Marcia will teach about the principle of balance in floral design. Class includes a lecture, demonstration, and the opportunity to apply what you've learned as you create an arrangement of fall flowers to bring home.

- All levels of experience in floral arranging are welcome
- Bring your floral snips or scissors
- Attendees do not have to belong to a GCFM garden club
- Bring a friend with you for a most enjoyable morning

To register for this class please send your check, made out for \$55 by September 30 to GCFM, Inc. (Garden Club Federation of Massachusetts) to  
Margo Yie  
6 Dancer Farm Drive  
Dover, MA 02030

Also anyone interested in becoming a master gardener  
Master Gardeners course offer by Cape Cod Cooperative Extension deadline to apply is  
October 1 for more info go to  
<https://mastergardenerscc.org>



## Message from the President

October 2024

Greetings Garden Club Friends,

We have begun. Our 2024-2025 AGC season and 86th year, are off to a great start. Many of you took my words to heart and invited five prospective members to our first meeting. We also had a reporter from The Bourne Enterprise in attendance. Maybe you saw the September 13th article, "Not Just Secret Garden Elves: Aptucxet Garden Club of Bourne"? The article highlighted our scholarships, community garden projects, Main Street Planters and our holiday wreaths. The reporter liked that our members clapped to welcome our visitors. Thank you for being so welcoming. The Enterprise article also mentioned our Pollinator Pathway initiative. Thank you, Debbie Webster, for delivering such an engaging pitch. As of Sunday, 11 gardens in our area had been registered along the pathway, and I know more are in the works. We will list the Aptucxet Trading Post Gardens too. Then today, Debbie alerted me to the September Pollinator Pathways of Cape Cod e-newsletter. AGC is the featured garden. It does a great job of naming Sally and Marilyn, the grants that helped fund the project and the names of the pollinator plants that now grow in front of the library. Check out the [www.pollinator-pathwaycapecod.org](http://www.pollinator-pathwaycapecod.org). You'll like that they list participating garden clubs alphabetically.

Our October 9th meeting is another Wednesday. Our speaker is the very engaging Linda Coven, the rising hydrangea guru on the Cape. That meeting will be another great opportunity to bring guests. Remember that once a guest attends two meetings, they are eligible to join our club. It would be wonderful to have more hands at our wreath making and centerpiece workshops, just before our Greens Sale December 6th and 7th. If you do plan to bring a guest, please notify the tea chair and consider bringing sandwiches or a desert to help. Our hospitality teams have only four members this year, rather than five. If you can help with food or service, I know they would welcome the gesture.

And lastly, our own Anna Holmes, will conduct a fun fall arranging workshop the evening of October 16. Sign up is required and you are to bring your own hollowed out sugar pumpkin. The Club will cover the cost of material.

"And all at once, summer collapsed into fall". Oscar Wilde

Jan Rogers

**The Aptucxet Garden Club of Bourne is a member of the Southeastern District of the Garden Club Federation of Massachusetts, the New England Garden Clubs and the**

Newsletter Editor: [Nancy J. Buckley nzbuckley@yahoo.com](mailto:nzbuckley@yahoo.com)  
Visit the Aptucxet Garden Club Website [www.aprucxetgardenclub.com](http://www.aprucxetgardenclub.com)